





CORE Subjects	Lesson and Resources	Notes / Extension Task
ENGLISH	Lesson 1.zip	
	Lesson 2.zip	
	Lesson 3.zip	
	Lesson 4.zip	
	Lesson 5.zip	
	Lesson 6.zip	
	Lesson 7.zip	

CORE Subjects	Lesson and Resources	Notes / Extension Task
MATHS	<p><u>Lesson 1</u> Perimeter of basic shapes Sparx: M920 Follow the links and answer all the question. Click the tick at the bottom to check your answers. Perimeter on a grid</p>	<p><u>Notes:</u> Where relevant, find the Sparx Task by clicking on Independent Learning:</p>  <p>And then search for the relevant task in the Search bar:</p>  <p>Use the videos for support as you answer the questions.</p> <p><u>Extension Tasks:</u> Complete all Compulsory, Target and XP Boost tasks at 100%</p>
	<p><u>Lesson 2</u> Perimeter of basic shapes Sparx: M635 Follow this link and answer the questions 1 to 6. Click the tick at the bottom to check your answers. Perimeter of basic shapes</p>	
	<p><u>Lesson 3</u> Algebraic Notation Sparx: M813 Follow the links and answer the questions. Click the tick at the bottom to check your answers. Algebraic Notation Practice</p>	
	<p><u>Lesson 4</u> Perimeter of compound shapes Sparx: M690 Follow this link and answer question 7. Click the tick at the bottom to check your answers. Perimeter of basic shapes</p>	

CORE Subjects	Lesson and Resources	Notes / Extension Task
MATHS	<p><u>Lesson 5</u> Multiplying integers Sparx: M187 Follow the links and answer the questions. Click the tick at the bottom to check your answers. Multiplying integers</p>	<p><u>Notes:</u> Where relevant, find the Sparx Task by clicking on Independent Learning:</p> <div></div> <p>And then search for the relevant task in the Search bar:</p> <div><div>Search for topics: <input type="text" value="Enter topic name or code"/></div><div>Your curriculum: <input type="text" value="Key Stage 3"/></div></div> <p>Use the videos for support as you answer the questions.</p> <p><u>Extension Tasks:</u> Complete all Compulsory, Target and XP Boost tasks at 100%</p>
	<p><u>Lesson 6</u> Division Sparx: M462 Follow this link and answer the questions 1 to 5. Click the tick at the bottom to check your answers. Division</p>	
	<p><u>Lesson 7</u> Decimal multiplication and division Follow the links and answer the questions. The answers are in the link below Decimal multiplication and division Answers</p>	

CORE Subjects	Lesson and Resources	Notes / Extension Task
SCIENCE		<p>Sparx - How to Use</p> <p><u>Notes:</u></p> <p>Where relevant, find the Sparx Task by clicking on Independent Learning:</p> <p></p> <p>And then search for the relevant task in the Search bar:</p> <div data-bbox="1377 694 1930 754"><div>Search for topics:</div><div>Enter topic name or code</div><div>Your curriculum:</div><div>Key Stage 3</div></div>

Foundation Subject	Lesson and Resources	Notes / Extension Task
ART	Complete a negative space drawing	
DRAMA		
FRENCH	<p>Here are the topics that we are studying this half term:</p> <p>Describing where you live:</p> <ul style="list-style-type: none"> - Describing the area you live in - Describing your house - Expressing where you would like to live - Describing what there is in your town - Talking about what you can do in your town - <p>Find these topics here on BBC Bitesize:</p> <p>KS3 French topics</p> <p>My house</p> <p>My room</p> <p>My local area</p> <p>Talking about where you live</p> <p>My dream house</p> <p>Practise the vocabulary from the French page in your Knowledge Organiser.</p>	<p>Notes:</p> <ol style="list-style-type: none"> 1. Watch the video on Bitesize and complete the activities. 2. Make a note of any new words in French and English. <p>Homework / Extension tasks:</p> <ol style="list-style-type: none"> 1. Write a short paragraph (50 words) about the topic. Use opinions and future tense. Revise writing it out from memory – ask someone at home to test you if possible! 2. Active Learn. Go to https://www.pearsonactivelearn.com/app/Home Your username is your Regis School email. Your password is TR5Reset23 Complete set tasks.

Foundation Subject	Lesson and Resources	Notes / Extension Task
GEOGRAPHY	Please see Arbor for end of year exam revision resources and activities.	<p>If you have finished all the tasks in the lesson and resources section and wish to continue some more geography work log on to Seneca using your school account.</p> <p>Search for KS3 Geography and work your way through the learning and quizzes for the topic you are currently learning.</p>
HISTORY		

Foundation Subject	Lesson and Resources	Notes / Extension Task
MUSIC		
RELIGIOUS STUDIES		
SPANISH	<p>Here are the topics that we are studying this half term:</p> <p>Describing where you live:</p> <ul style="list-style-type: none"> - Describing the area you live in - Describing your house - Expressing where you would like to live - Describing what there is in your town - Talking about what you can do in your town <p>Find these topics here on BBC Bitesize:</p> <p>KS3 Spanish topics</p> <p>Where I live - KS3 Spanish - BBC Bitesize</p> <p>Exploring the town - KS2 Spanish - BBC Bitesize</p> <p>Describing my room - KS3 Spanish - BBC Bitesize</p>	<p>Notes:</p> <ol style="list-style-type: none"> 3. Watch the video on Bitesize and complete the activities. 4. Make a note of any new words in Spanish and English. <p>Homework / Extension tasks:</p> <ol style="list-style-type: none"> 3. Write a short paragraph (50 words) about the topic. Use opinions and future tense. Revise writing it out from memory – ask someone at home to test you if possible! 4. Active Learn. Go to https://www.pearsonactivelearn.com/app/Home Your username is your Regis School email. Your password is TR5Reset23 Complete set tasks.